

MIS[®]
INTERNAL HEXAGON
PROSTHETIC OPTIONS

NARROW (Ø3.30)

Restorative Options for Narrow Platform




M4
MF4-10330
MF4-11330
MF4-13330
MF4-16330



SEVEN
MF7-10330
MF7-11330
MF7-13330
MF7-16330

Fixed Prosthetic Options

Cover Screw



MC1-00330
*Anodized for Seven
(The note is relevant for all screws)

Healing Caps



MH-N2330
MH-N3330
MH-N4330
MH-N6330
MH-N8330



MH-52330
MH-53330
MH-54330
MH-55330
MH-56330

Impression Copings



MN-IT100



MN-I0330



MN-IT300



MN-IC600




MN-PF330

Analog



MN-RSM10

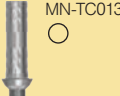
Temporary Cylinders



MN-TPA10



MN-TPA12




MN-TC013

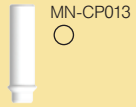


MN-TCH13

Prosthetic Options

Prosthetic screws: Standard  MN-S0160

Plastic Cylinders



MN-CP013




MN-CPH13



Gold Plastic Cylinders



MN-GP010



MN-GPC10



Abutments for Cement Retained Restorations



MN-MAC10



* MN-CPK41 MN-CPK61
 MN-CPK42 MN-CPK62
 MN-CPK43 MN-CPK63
 MN-CPK44 MN-CPK64



MN-IC040



MN-ICH40

* Includes burnout anti-rotation plastic cap MN-ICH40

Angulated Abutment



MN-AN020

Zirconia-Based Solutions

Non-Cemented



MK-NIZ6

* Available in kits only

Pre-Cemented



MK-NIC6












* Available in kits only

○ Without Hex.



● With Hex.

All superstructures are provided with the relevant prosthetic screws




NARROW

	Healing Cap	Abutments	Impression Copings	Analog	Temporary Cylinder	Plastic Cylinders	Gold Plastic Cylinders
Multi-Unit	 MU-H4480	 MA-N1480 MA-N2480 MA-N3480 MA-N4480	 MU-I0480  MU-IT480	 MU-RSM48	 MU-T0480  MU-S0220	 MU-CP048  MU-S0220	 MU-MG480  MU-BGC48

	Ball Attachments	Analog	Plastic Ball Cap	Metal Housing & Plastic Caps
Ball Attachments	 MB-N2330 MB-N3330 MB-N4330	 MB-RS375	 MB-SF200	 MB-DMH10
		 MB-GPS10	 MB-TTP10	 MB-PPR10
				 MB-PPC10

	Locators
Locators	 MB-NZL00 MB-NZL01 MB-NZL02 MB-NZL03 MB-NZL04 MB-NZL05 MB-NZL06
	 MM-LIC10

	OT-Equators	Impression Coping	Metal Housing & Transfer Caps	Analog	Impression Transfer Cap
OT-Equators	 MK-NOE1 MK-NOE2 MK-NOE3 MK-NOE4 MK-NOE5 * Available in kits only	 OE-IC002	 OE-RCB01 OE-RCW01 OE-RCP01 OE-RCY01 OE-RCV01 OE-MH001	 OE-RSM60	 OE-IC001

	Ti-Base
Ti-Base	 MN-TB001  MN-TB002
	 MN-IN060

Implant Details

CAD/CAM Cementing Cap



MU-G0220



MU-CC480

Scanning Abutment



MU-SP001

Locator Attachments



MM-LMP02

Analog



MM-LFA40

Analog



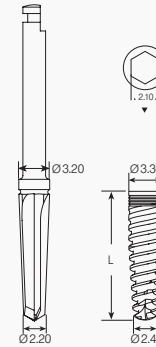
MN-RSM10

Burnout



GI-SCH11

- Without Hex.
- With Hex.



SEVEN®

3.30
Diameter



M4

3.30
Diameter

NARROW

STANDARD (Ø3.75, Ø4.20)

Restorative Options for Standard Platform

Fixed Prosthetic Options



M4
MF4-08375
MF4-10375
MF4-11375
MF4-13375
MF4-16375



M4
MF4-06420
MF4-08420
MF4-10420
MF4-11420
MF4-13420
MF4-16420




SEVEN
MF7-08375
MF7-10375
MF7-11375
MF7-13375
MF7-16375



SEVEN
MF7-06420
MF7-08420
MF7-10420
MF7-11420
MF7-13420
MF7-16420

Cover Screw

 **MC1-00375**

*Anodized for SEVEN
(The note is relevant for all screws)

Healing Caps

 **MH-03375**
MH-04375
MH-05375
MH-06375

 **MH-53375**
MH-54375
MH-55375
MH-56375

 **MH-A3375**
MH-A4375
MH-A5375
MH-A6375


Impression Copings

 **MD-IT100**


 **MD-IO375**

 **MD-IT300**

 **MD-IC800**


 **MD-PF375**

Analog


 **MD-RSM10**

Temporary Cylinders

 **MD-TPH50**

 **MD-TPA10**

 **MD-TPA12**

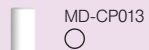
 **MD-TC013**
○

 **MD-TCH13**
●

Prosthetic Options

Prosthetic screws: Standard   Optional gold 
 MD-S0222 MD-S0224 MD-S0200 MD-S0220 MD-G0220

Plastic Cylinders



MD-CP013
○



MD-CPH13
●



MD-CP050
○



MD-CPH50
●

Gold Plastic Cylinders



MD-GP010
○



MD-GPC10
●

Abutments for Cement Retained Restorations



MD-A0010



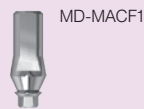
MD-P0030



MD-CTP10



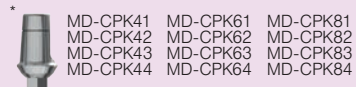
MD-MAC10



MD-MACF1




MD-WMAC1



* MD-CPK41 MD-CPK42 MD-CPK43 MD-CPK44 MD-CPK61 MD-CPK62 MD-CPK63 MD-CPK64 MD-CPK81 MD-CPK82 MD-CPK83 MD-CPK84



MD-IC040



MD-ICH40

* Includes burnout anti-rotation plastic cap MD-ICH40

Angulated Abutments



MD-A1510




MD-A2510



MD-AN151



MD-AN251



MD-P1530



MD-P2530

Zirconia-Based Solutions

Non-Cemented



MK-SIZ6



MK-SPZ4

* Available in kits only

Pre-Cemented



MK-SIC6



MK-SPC4

* Available in kits only












○ Without Hex.
● With Hex.


All superstructures are provided with the relevant prosthetic screws



STANDARD

STANDARD (Ø3.75, Ø4.20)




Prosthetic Options (Multi-Unit, Ball Attachments, Locators, OT-Equators, Ti-Base)

	Healing Cap	Abutments	Angulated Abutments	Impression Copings	Analog	Temporary Cylinder	Plastic Cylinders
Multi-Unit	 MU-H4480	 MA-S1480 MA-S2480 MA-S3480 MA-S4480 MA-S5480	 MA-SA171  MA-SA301	 MU-I0480  MU-IT480	 MU-RSM48	 MU-T0480  MU-S0220	 MU-CP048  MU-S0220

	Ball Attachments	Angulated Ball Attachments	Analog	Plastic Ball Cap	Metal Housing & Plastic Caps
Ball Attachments	 MB-N1375 MB-N2375 MB-N3375 MB-N4375 MB-N5375	 MB-AN152  MB-AN252	 MB-RS375  MB-GPS10	 MB-SF200  MB-TTP10	 MB-DMH10  MB-PPR10  MB-PPC10


	Locators
Locators	 MB-SZL00 MB-SZL01 MB-SZL02 MB-SZL03 MB-SZL04 MB-SZL05 MB-SZL06
	 MM-LIC10

	OT-Equators	Impression Coping	Metal Housing & Transfer Caps	Impression Transfer Cap	Analog
OT-Equator	 MK-SOE1 MK-SOE2 MK-SOE3 MK-SOE4 MK-SOE5 * Available in kits only	 OE-IC002	 OE-RCB01 OE-RCW01 OE-RCP01 OE-RCY01 OE-RCV01 OE-MH001	 OE-IC001	 OE-RSM60

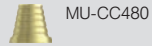
	Ti-Base
Ti-Base	 MD-TB001  MD-TB002
	 MD-IN060

Implant Details

Gold Plastic Cylinders



CAD/CAM Cementing Cap



Scanning Abutment



Locator Attachments



Analog



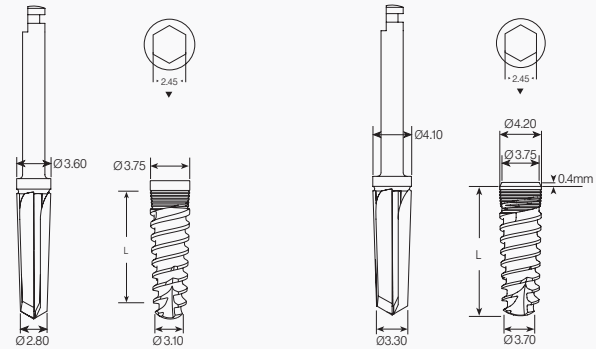
Analog



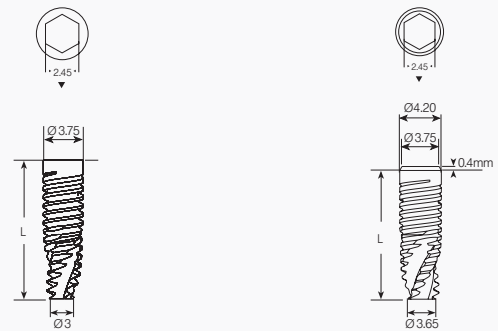
Burnout



- Without Hex.
- With Hex.



SEVEN® — 3.75 — 4.20 —
Diameter Diameter



M4 — 3.75 — 4.20 —
Diameter Diameter


WIDE (Ø5, Ø6)

Restorative Options for Wide Platform



Fixed Prosthetic Options



Cover Screw



Healing Caps






Impression Copings



Analog



Temporary Cylinders



Prosthetic Options

Prosthetic screws: Standard   Optional gold 
 MD-S0222 MD-S0224 MD-S0200 MD-S0220 MD-G0220

Plastic Cylinders




MW-CP013
○



MW-CPH13
●



MW-CP060
○

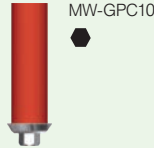


MW-CPH60
●

Gold Plastic Cylinders



MW-GP010
○



MW-GPC10
●

Abutments for Cement Retained Restorations



MW-P0010



MW-MAC10



MW-CTP10



MW-WMAC1



MW-CPK41 MW-CPK61 MW-CPK81
 MW-CPK42 MW-CPK62 MW-CPK82
 MW-CPK43 MW-CPK63 MW-CPK83
 MW-CPK44 MW-CPK64 MW-CPK84



MW-IC040



MW-ICH40

* Includes burnout anti-rotation plastic cap MW-ICH40

Angulated Abutments




MW-P1510



MW-AN151

Zirconia-Based Solutions



Non-Cemented
MK-WPZ4



Pre-Cemented
MK-WPC4












○ Without Hex.
 ● With Hex.

*All superstructures are provided with the relevant prosthetic screws



WIDE

WIDE (Ø5, Ø6)



Prosthetic Options (Multi-Unit, Ball Attachments, Locators, OT-Equators, Ti-Base)

	Healing Cap	Abutments	Angulated Abutments	Impression Copings	Analogs	Temporary Cylinder	Plastic Cylinder
Multi-Unit	 MU-H4480	 MA-W1480 MA-W3480 MA-W5480	 MA-WA171  MA-WA301	 MU-I0480  MU-IT480	 MU-RSM48	 MU-T0480  MU-S0220	 MU-CP048  MU-S0220

	Ball Attachments	Analog	Plastic Ball Cap	Titanium Ball Cap	Metal Housing & Plastic Caps
Ball Attachments	 MW-B1500 MW-B3500 MW-B5500	 MB-RS375	 MB-SF200	 MB-TTP10	 MB-DMH10  MB-PPR10  MB-PPC10
			Gold Ball Cap  MB-GPS10		

	Locators
Locators	 MB-WZL00 MB-WZL01 MB-WZL02 MB-WZL03 MB-WZL04 MB-WZL05 MB-WZL06
	Impression Coping  MM-LIC10

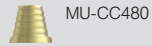

	OT-Equators	Impression Coping	Metal Housing & Transfer Caps	Impression Transfer Cap	Analog
OT-Equator	 MK-WOE1 MK-WOE3 MK-WOE5 * Available in kits only	 OE-IC002	 OE-RCB01 OE-RCW01 OE-RCP01 OE-RCY01 OE-RCV01 OE-MH001	 OE-IC001	 OE-RSM60

	Ti-Base
Ti-Base	 MW-TB001
	 MW-TB002

Implant Details

Gold Plastic Cylinders

CAD/CAM Cementing Cap



Scanning Abutment



Locator Attachments



Analog



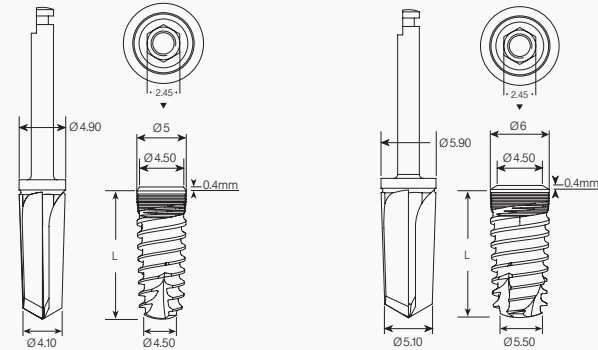
Analog



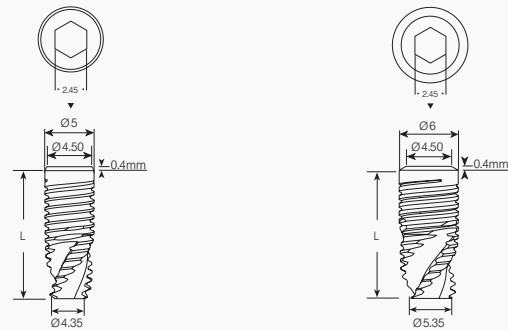
Burnout



○ Without Hex.
● With Hex.



SEVEN® ——— 5.0 Diameter ——— 6.0 Diameter

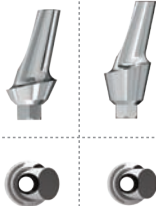
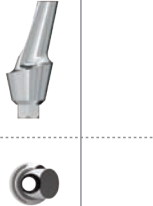









M4 ——— 5.0 Diameter ——— 6.0 Diameter

WIDE

Restorative Components

Guidelines for usage of MIS Restorative Components

Location ▶	Anterior Maxilla		Anterior Mandible	Canine, Premolars and Molars					Premolars and Molars
	Crown/ Implant Inclination Ratio	15° or 25°	15° or 25°	Up to 2.5°	Up to 3.5°				15° or 25°
Gingival Height	Up to 2mm buccal Up to 4mm palatal	Up to 4mm buccal Up to 6mm palatal	Adjustable, based on abutment preparation	Up to 2mm buccal Up to 6mm lingual/palatal	Adjustable, based on abutment preparation	Adjustable, based on abutment preparation	Up to 2mm	Up to 2mm buccal Up to 4mm lingual	According to gingival height available in heights of 1,2,3,4mm
Catalog Number	MD-A1510 MD-A2510	MD-P1530 MD-P2530	MD-CTP10	MD-A0010 MD-P0030	MD-MAC10 MD-WMAC1	MD-MACF1	MD-GPC10 MD-GP010	MD-AN151 MD-AN251	MD-CPK41 MD-CPK63 MD-CPK42 MD-CPK64 MD-CPK43 MD-CPK81 MD-CPK44 MD-CPK82 MD-CPK61 MD-CPK83 MD-CPK62 MD-CPK84
Abutment ▶ description	Esthetic angulated abutment	Esthetic angulated abutment	Conical post abutment	Esthetic abutment	Standard post abutment	Friction fit post platform switching	Screw-retained gold-plastic abutment	Angulated abutment	Anatomic transgingival abutment
									

*Recommendation only