

**MIS<sup>®</sup> | LOCKIT**

An Affordable, Long-Term, Quality Solution

**MIS<sup>®</sup>**

# An Affordable, Long-Term, Quality Solution

With life-expectancy on the rise, and an ever growing aging population affected by edentulism, there is a significant need for quality and affordable long-term solutions.

The MIS LOCKiT provides advanced anchoring for implant-retained overdentures. The system was designed to answer the need for a long-term solution, while maintaining a high level of quality, patient comfort and affordability.

The system was designed with customizable levels of retention and features a concave emergence profile, anodized color-coding for easy identification during workflow and is available for MIS internal hex. and conical connections, in all platforms: narrow, standard and wide.



## Worry-free reliability

The LOCKiT is coated with anti-wear material and is strengthened above the threads, which enables maximum durability. The plastic caps exhibit a high level of resistance to abrasion over time and a more consistent retention level.



## Tissue preservation

The concave emergence profile of the LOCKiT was designed to enable more room for soft tissue growth. Higher volume of soft tissue may potentially lead to bone preservation.



## Esthetics

The LOCKiT attachment was designed to reduce the height of the attachment for endosseous implants. The 1.5mm height of the attachment makes this one of the shortest on the market, which provides a convenient and esthetic solution for the patient.



## Versatility

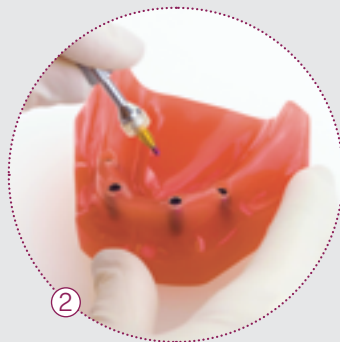
The extended range of components enables restoration of a non-parallel implant with up to 20 degrees of angulation. This adds up to an extensive 40 degrees of divergence between two implants.

# LOCKiT System Workflow

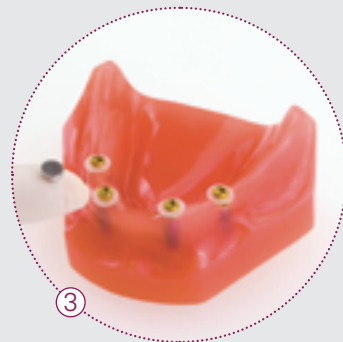
The following illustrates the recommended workflow for the LOCKiT system placement procedure.



LOCKiT abutment selection

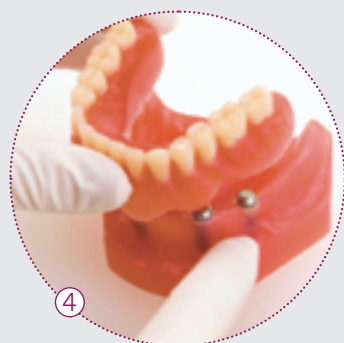


LOCKiT installation

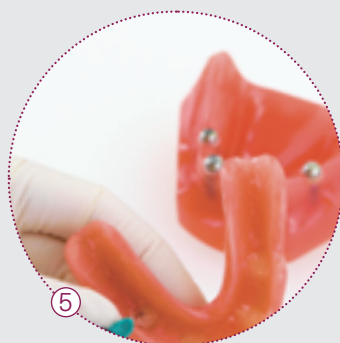


Silicon rings and metal housing

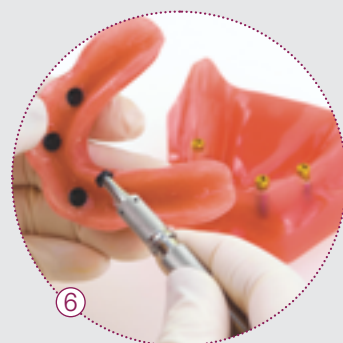
note: In cases where the concave profile emerges above soft tissue margin, a wider silicon ring (MB-DB235, included in the kit) may be used.



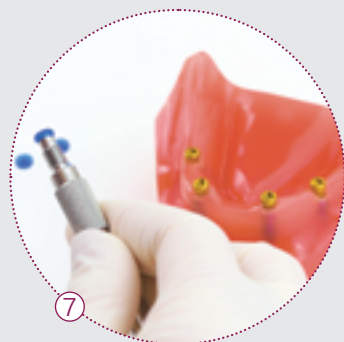
Denture preparation



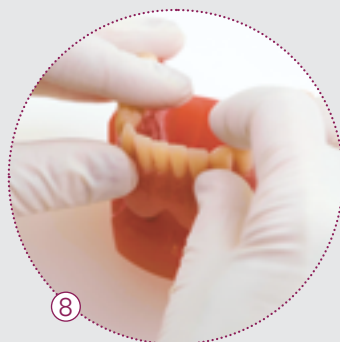
Denture re-line



Male processing cap removal



Male retention cap selection




Try-in and delivery



Follow-up visits

# Item List

## LOCKiT Analogs and Impression Coping



MM-LOA40	LOCKiT analog, NP/ SP	
MM-LOA50	LOCKiT analog, WP	
MM-LOC11	LOCKiT impression coping	

## LOCKiT Plastic Caps

MM-LOC02	LOCKiT male processing package	
MM-CLE10	LOCKiT male retention cap (clear)	
MM-PIN10	LOCKiT light retention male cap (pink)	
MM-BLU10	LOCKiT extra light male retention cap (blue)	
MM-GRE10	LOCKiT extended range male retention cap (green)	
MM-RED10	LOCKiT extra light extended range male retention cap (red)	
MM-BLA10	LOCKiT male processing cap (black)	


Green and Red caps are not included in kit.

## LOCKiT Tools

MT-LOC10	LOCKiT core tool	
MT-RSD19	LOCKiT short torque ratchet driver	
MT-RSD24	LOCKiT long torque ratchet driver	
MT-LOC11	LOCKiT abutment holder sleeve	

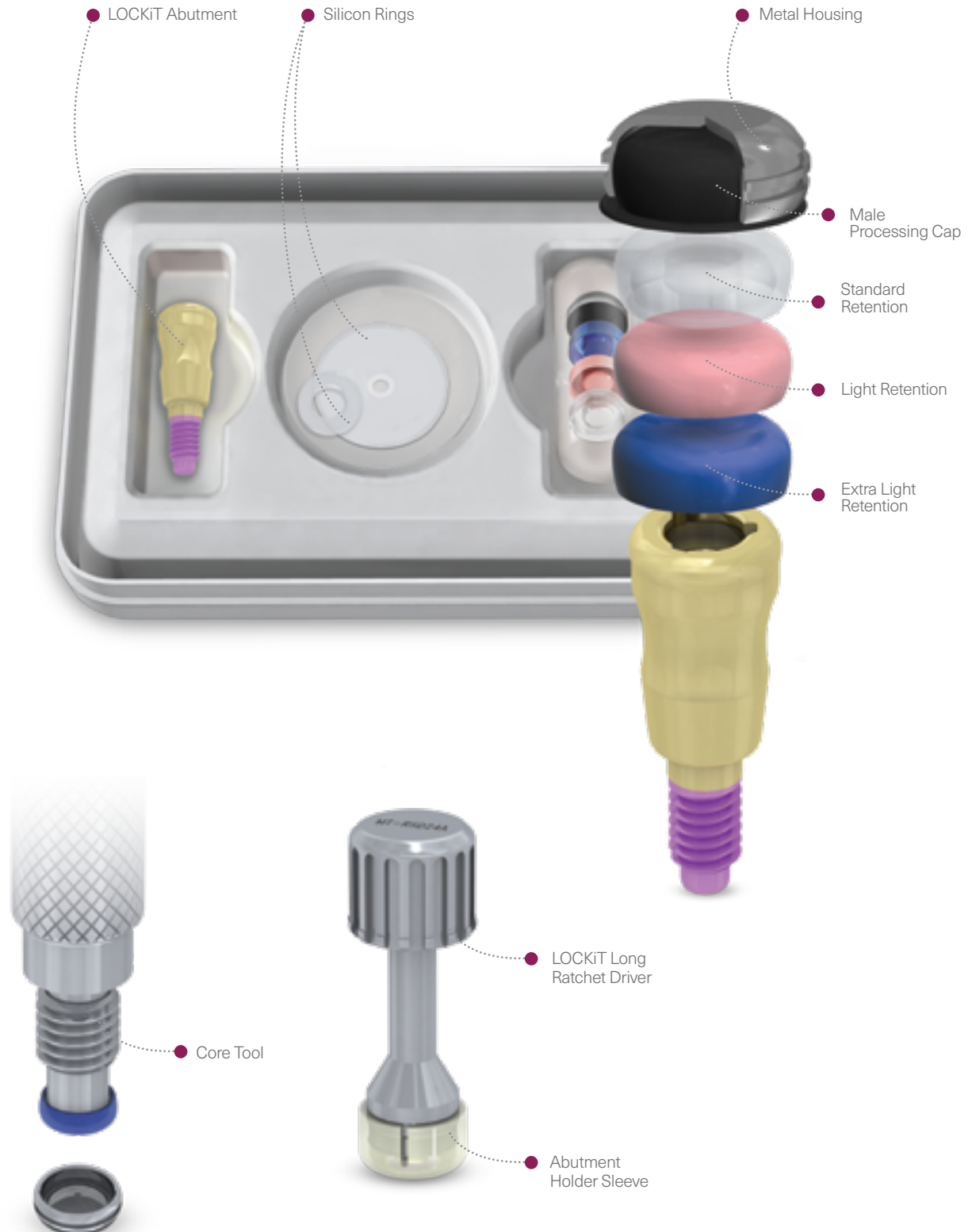
## LOCKiT Abutments and Kits

Single unit	Kit	
CN-LOC01	CK-NLC1	LOCKiT abutment kit, H1mm, conical connection, NP 
CN-LOC02	CK-NLC2	LOCKiT abutment kit, H2mm, conical connection, NP 
CN-LOC03	CK-NLC3	LOCKiT abutment kit, H3mm, conical connection, NP 
CN-LOC04	CK-NLC4	LOCKiT abutment kit, H4mm, conical connection, NP 
CN-LOC05	CK-NLC5	LOCKiT abutment kit, H5mm, conical connection, NP 
CS-LOC01	CK-SLC1	LOCKiT abutment kit, H1mm, conical connection, SP 
CS-LOC02	CK-SLC2	LOCKiT abutment kit, H2mm, conical connection, SP 
CS-LOC03	CK-SLC3	LOCKiT abutment kit, H3mm, conical connection, SP 
CS-LOC04	CK-SLC4	LOCKiT abutment kit, H4mm, conical connection, SP 
CS-LOC05	CK-SLC5	LOCKiT abutment kit, H5mm, conical connection, SP 
CW-LOC01	CK-WLC1	LOCKiT abutment kit, H1mm, conical connection, WP 
CW-LOC03	CK-WLC3	LOCKiT abutment kit, H3mm, conical connection, WP 
CW-LOC05	CK-WLC5	LOCKiT abutment kit, H5mm, conical connection, WP 
MN-LOC01	MK-NLC1	LOCKiT abutment kit, H1mm, internal hex., NP 
MN-LOC02	MK-NLC2	LOCKiT abutment kit, H2mm, internal hex., NP 
MN-LOC03	MK-NLC3	LOCKiT abutment kit, H3mm, internal hex., NP 
MN-LOC04	MK-NLC4	LOCKiT abutment kit, H4mm, internal hex., NP 
MN-LOC05	MK-NLC5	LOCKiT abutment kit, H5mm, internal hex., NP 
MD-LOC01	MK-SLC1	LOCKiT abutment kit, H1mm, internal hex., SP 
MD-LOC02	MK-SLC2	LOCKiT abutment kit, H2mm, internal hex., SP 
MD-LOC03	MK-SLC3	LOCKiT abutment kit, H3mm, internal hex., SP 
MD-LOC04	MK-SLC4	LOCKiT abutment kit, H4mm, internal hex., SP 
MD-LOC05	MK-SLC5	LOCKiT abutment kit, H5mm, internal hex., SP 
MW-LOC01	MK-WLC1	LOCKiT abutment kit, H1mm, internal hex., WP 
MW-LOC03	MK-WLC3	LOCKiT abutment kit, H3mm, internal hex., WP 
MW-LOC05	MK-WLC5	LOCKiT abutment kit, H5mm, internal hex., WP 

 It is possible to use all system components from an existing parallel overdenture solution, like attachments, keys and caps.

## LOCKiT Kit

In order to provide maximum ease-of-use and convenience, the LOCKiT system is sold as a complete kit that includes everything needed to insure a smooth and convenient procedure. The kit includes the LOCKiT attachment, two silicon rings, metal housing, and plastic caps.





IFUs for MIS products may be found at:  
<https://ifu.mis-implants.com>. Adobe Acrobat is required  
to view the IFU file on the website. This software may be  
freely downloaded from the Adobe website.

***mis*** | MAKE IT SIMPLE  
[www.mis-implants.com](http://www.mis-implants.com)

The MIS Quality System complies with international quality standards:  
ISO 13485: 2016- Quality Management System for Medical Devices, and  
Medical Device Directive 93/42/EEC. MIS products are CE marked. Please  
note, not all products are registered or available in every country/region.