

Preparation to install the X-MIND® trium

Customer guide

1. Type of wall

X-MIND® trium can be installed on walls made of various materials. Unlike devices of other brands, X-MIND® trium is permanently attached only to the wall. This solution allows for a stable installation without the need to drill holes in the ceiling. The device depending on the version, can weigh up to 280 kg, so it must be installed by an authorized service center that uses an appropriate anchoring system depending on the material of the wall.

It is allowed to install the device on walls made of various materials, as long as they meet the strength requirements.

- I. Solid brick with a wall width of at least 24 cm
- II. A wall made of reinforced concrete with a minimum size of 15 cm
- III. YTONG PP4 block with a thickness of at least 25 cm
- IV. Ceramic block with a thickness of at least 25 cm

If the wall does not meet requirements the above-mentioned parameters, it is necessary to use a dedicated base or to create an individual wall reinforcement project in consultation with the MEDIF service.

2. Device dimensions

The X-MIND® trium device depending on the version (with or without a cephalometric attachment), requires sufficient space for installation:

- I. Version with CEF (without base)
 - i. Distance from the wall - 1506 mm
 - ii. Width - 1715 mm
 - iii. Height - 2358 mm
- II. Version without CEF (without base)
 - i. Distance from the wall - 1506 mm
 - ii. Width - 1090 mm
 - iii. Height - 2358 mm
- III. CEF version (with base)
 - i. Distance from the wall - 1506 mm
 - ii. Width - 1715 mm
 - iii. Height - 2387 mm
- IV. Version without CEF (with base)
 - i. Distance from the wall - 1506 mm
 - ii. Width - 1209 mm
 - iii. Height - 2387 mm

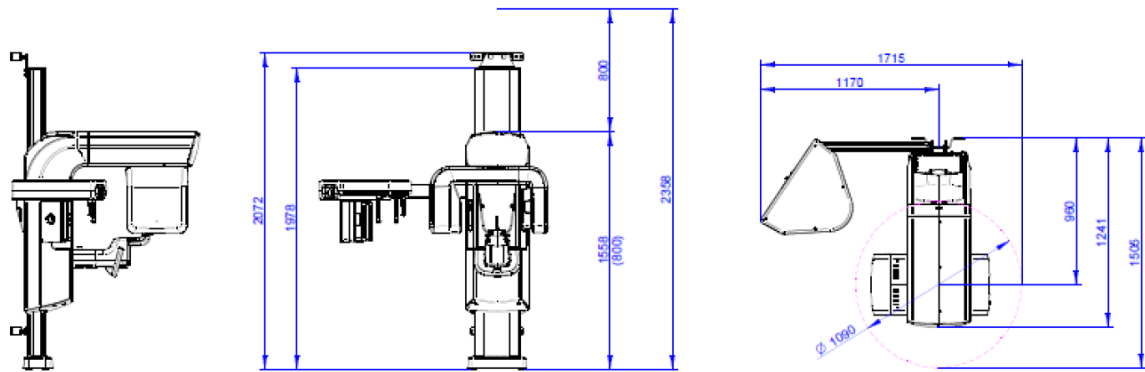


Figure 1 Version with CEF P, without base

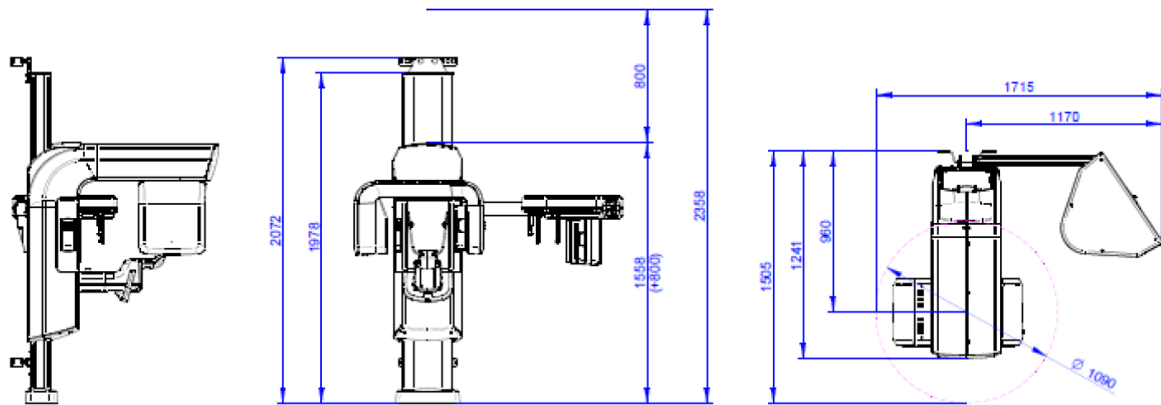


Figure 2 Version with CEF L, without base

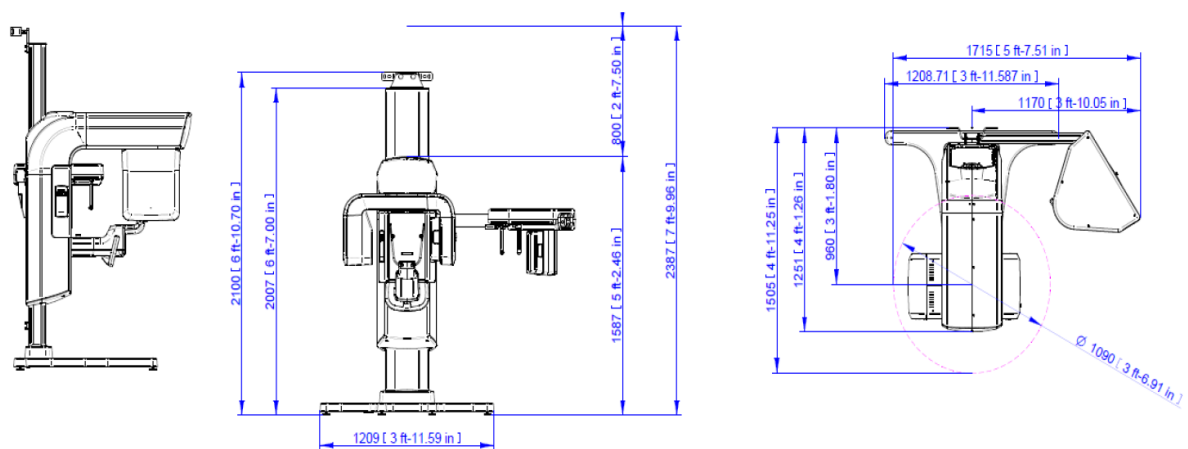


Figure 3 CEF P version, including base

3. Cable connections

The X-MIND® trium device consists of 3 integral elements.

I. Work Station (WS) - A PC computer that is a workstation for the user. The elements necessary for works are:

- i. 2 230V mains sockets
- ii. Internet connection via UTP network cable, at least CAT 5 (not provided by MEDIF)
- iii. Connection to the TRIUM device via a network cable of at least CAT. 6

II. Display - A type of X-ray trigger installed in a safe place. Element necessary for work:

- i. A 5-wire cable of at least 0.75mm connected to the TRIUM device.
Standard UTP network cable (twisted pair cable) is allowed.

III. The X-MIND® trium - A device that performs exposures. Requires connection with WS and the display unit. **All connections should be located in the wall and led to the device in a vertical line from the ceiling.** Connections should be led out at a height of 30 cm from the base of the floor with a reserve of about 30 cm.

- i. Power supply cable from a network of at least 3x1.5 mm², on a separate line with protection in the switchgear with a B16 fuse. Ended with a surface-mounted or flush-mounted box.
- ii. 5-core cable of at least 0.75mm connected to the display. Standard UTP network cable (twisted pair) is allowed
- iii. Connection to the TRIUM device via a network cable of at least CAT. 6 terminated with a male RJ45 connector. It is allowed to terminate the connection with a female socket, RJ 45 type, provided that a UTP, CAT network cable 6 is provided by the customer. It is recommended that the connection of TRIUM <-> Work Station be as short and direct as possible (without multiple connections).

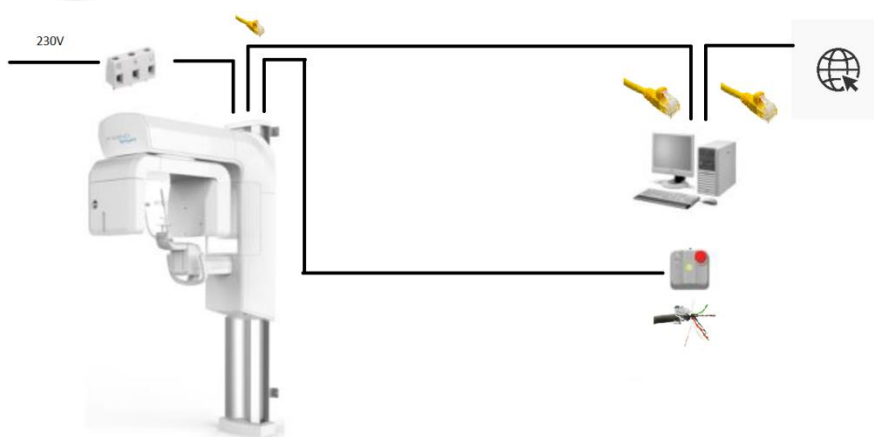


Figure 4 Connection diagram




Figure 5 Place of wiring connections

4. Display

- I. It can be installed in the place indicated by the customer, but not more than 15 m from the device.
- II. The dimensions of the display are: 9x9x8 cm



Figure 6 Display

5. Installation arrangements

- I. The installation team arrives at a pre-arranged date.
- II. Installation time of the device may be up to 3 working days.
- III. For the time of installation, the client make available the target room and excludes it from the use of the clinic.
- IV. The customer is obliged to provide for service team access to the toilet and 230 V power supply in the room where the device is installed.
- V. Disposal of cardboard boxes on the device is the responsibility of the customer.
- VI. All other works are priced individually by the MEDIF service.
- VII. After the installation is completed, the customer confirms the receipt of the device and its operability with a signature on the acceptance protocol.